



District Report Card: 2017


State: Uttarakhand	District: Haridwar
Class: 8	Subject: Language
Schools: 51	Students: 1287


Participation/Coverage


Students

<div>GENDER</div> <div></div>	Boys		Girls	
	Number	%	Number	%
	612	47.55	675	52.45

<div>AREA</div> <div></div>	Rural		Urban	
	Number	%	Number	%
	915	71.10	372	28.90

<div>CATEGORY</div> <div></div>	SC		ST		OBC		GEN	
	Number	%	Number	%	Number	%	Number	%
	526	40.87	2	0.16	644	50.04	115	8.94

<div>CWSN</div> <div></div>	LD	VI	HI	S&LD	ID	Oth
	5	1	1	2	1	0

<div>Management</div> <div></div>	Government		Government-aided	
	Number	%	Number	%
	763	59.29	524	40.71

Average Performance of Students in Language (%)

Overall	Gender		Area		Management		Social Group			
	Male	Female	Rural	Urban	Govt.	Aided	SC	ST	OBC	GEN
58.82	60.37	57.41	60.07	55.75	61.85	54.40	55.70	53.33	60.56	63.42

Performance on Learning Outcomes (LOs)

Learning Outcomes	Description	Average Performance(%)
L813	Read textual/non-textual materials with comprehension and identifies the details, characters, main idea and sequence of ideas and events while reading	58.82

Range of Performance of Students who Answered Correctly							
Below 30%		30% - 50%		50% - 75%		Above 75%	
Number	%	Number	%	Number	%	Number	%
176	13.68	266	20.67	504	39.16	341	26.50

Lowest Performing Learning Outcomes (LOs)

1 - Read textual/non-textual materials with comprehension and identifies the details, characters, main idea and sequence of ideas and events while reading (58.82)